

How are 2023 industry premium rates set?

The Saskatchewan WCB sets industry premium rates annually. The rate setting process ensures today's employers pay for the costs of today's claims.



Step 1: Industry classification

- Employers are grouped into industry rate codes based on their primary business activity.
- This forms the WCB's classification system, which has 50 industry rate codes.
- The collective experience of all employers in each industry rate code determines the industry premium rate.
- All employers in the same rate code start with the same industry premium rate.

Step 2: Industry premium rates

- An actuarial rate model is used to determine annual industry premium rates.
- Expected claim costs are projected for the upcoming year.
- Industry premium rate = costs/payroll.
- Premiums cover all current and future costs for claims that occur during the year.

Step 3: Experience rating

- The Experience Rating Program adjusts the industry premium rate based on an employer's individual claims experience.
- Employers can receive a discount or pay a surcharge depending on their claims experience.
- Reducing the number and cost of claims through injury prevention and workplace safety can improve your experience rating and reduce the WCB premiums you pay.

Online services reminder: in early December 2022, you will be able to view your 2023 industry rate, including your experience rating, through your WCB online account only. Sign up for your WCB online account by visiting [wcb.sask.com](https://www.wcb.sask.ca).

S22 – Restaurants, Catering, Dry Cleaning

Comparing your 2022 and 2023 rates

Rate components	2022 rate	2023 rate	Percentage change
Claim costs	\$0.562	\$0.526	-6.5%
Short-term disability and vocational rehabilitation	\$0.171	\$0.155	-9.4%
Medical costs	\$0.303	\$0.282	-6.8%
Long-term disability	\$0.072	\$0.071	-1.5%
Fatality and survivor benefits	\$0.016	\$0.018	10.1%
Administration costs	\$0.275	\$0.266	-3.2%
WCB administration expenses	\$0.203	\$0.197	-2.9%
WorkSafe Saskatchewan	\$0.012	\$0.012	0.0%
Occupational Health and Safety (OHS) and Workers' Advocate	\$0.060	\$0.057	-4.4%
Subtotal	\$0.837	\$0.792	-5.4%
Safety association funding	\$0.090	\$0.088	-2.8%
Total rate (rounded)	\$0.93	\$0.88	-5.4%

Updated payroll forecasts

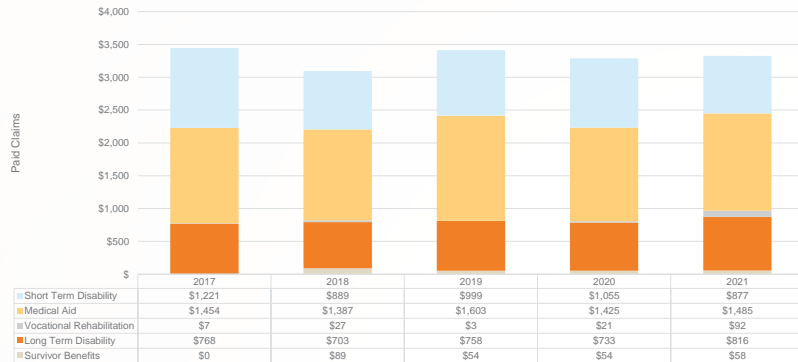
Assessable payroll (\$ millions)	Used in 2022 rate setting	Updated 2022 projection	2023 projection
S22 rate code payroll	\$577.5	\$573.2	\$587.6

The overall decrease to the premium rate for S22 is the result of decreasing claims and related administration costs, which are combined with increasing payroll forecasted for 2023. The largest change in claims in dollar terms is related to medical costs.



At a glance: S22 – Restaurants, Catering, Dry Cleaning

S22 claim costs (thousands of dollars)



Injuries can happen at any age in S22

32.3 average age at injury


63 per cent of injuries under age 35

Top five causes of serious injuries in S22: 2017-2021

1. fall to floor, walkway or other surface
2. fall on same level, n.e.c.
3. bending, climbing, crawling, reaching or twisting
4. overexertion in lifting
5. fall onto or against objects

More info

Visit wcb.sask.ca/statistics for additional industry statistics, such as injury rates, or the average cost or duration per claim.



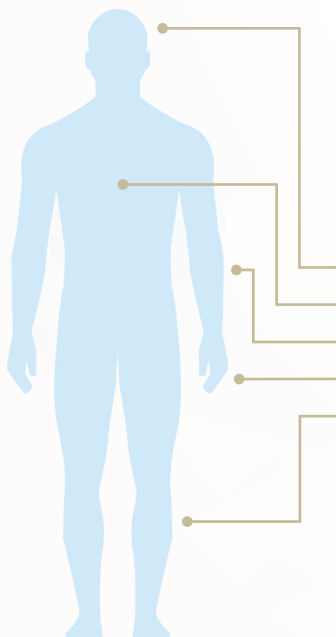
Did you know?

Claim costs directly affect your premium rate. **Injury prevention is the best way to minimize your costs and reduce human suffering.**

For information on how to prevent injuries, visit worksafesask.ca.



Top five parts of the body injured in S22: 2017-2021



Part of body	Number of injuries	Percentage of injuries
Head	198	5.7%
Back	386	11.2%
Arm	415	12.0%
Hand	1,376	39.9%
Leg	380	11.0%

Phone: 1.800.667.7590

Email: employerservices@wcb.sask.ca