

How are 2023 industry premium rates set?

The Saskatchewan WCB sets industry premium rates annually. The rate setting process ensures today's employers pay for the costs of today's claims.



Step 1: Industry classification

- Employers are grouped into industry rate codes based on their primary business activity.
- This forms the WCB's classification system, which has 50 industry rate codes.
- The collective experience of all employers in each industry rate code determines the industry premium rate.
- All employers in the same rate code start with the same industry premium rate.

Step 2: Industry premium rates

- An actuarial rate model is used to determine annual industry premium rates.
- Expected claim costs are projected for the upcoming year.
- Industry premium rate = costs/payroll.
- Premiums cover all current and future costs for claims that occur during the year.

Step 3: Experience rating

- The Experience Rating Program adjusts the industry premium rate based on an employer's individual claims experience.
- Employers can receive a discount or pay a surcharge depending on their claims experience.
- Reducing the number and cost of claims through injury prevention and workplace safety can improve your experience rating and reduce the WCB premiums you pay.

Online services reminder: in early December 2022, you will be able to view your 2023 industry rate, including your experience rating, through your WCB online account only. Sign up for your WCB online account by visiting [wcb.sask.com](https://www.wcb.sask.ca/wcb-sask.com).

C51 – Lumber Yards, Builders Supplies

Comparing your 2022 and 2023 rates

| Rate components | 2022 rate | 2023 rate | Percentage change |
|--|----------------|----------------|-------------------|
| Claim costs | \$1.284 | \$1.350 | 5.1% |
| Short-term disability and vocational rehabilitation | \$0.432 | \$0.439 | 1.8% |
| Medical costs | \$0.653 | \$0.676 | 3.6% |
| Long-term disability | \$0.154 | \$0.188 | 22.5% |
| Fatality and survivor benefits | \$0.047 | \$0.046 | -0.9% |
| Administration costs | \$0.492 | \$0.511 | 3.9% |
| WCB administration expenses | \$0.420 | \$0.442 | 5.3% |
| WorkSafe Saskatchewan | \$0.012 | \$0.012 | 0.0% |
| Occupational Health and Safety (OHS) and Workers' Advocate | \$0.060 | \$0.057 | -4.4% |
| Subtotal | \$1.776 | \$1.861 | 4.8% |
| Safety association funding | \$0.000 | \$0.000 | 0.0% |
| Total rate (rounded) | \$1.78 | \$1.86 | 4.5% |

Updated payroll forecasts

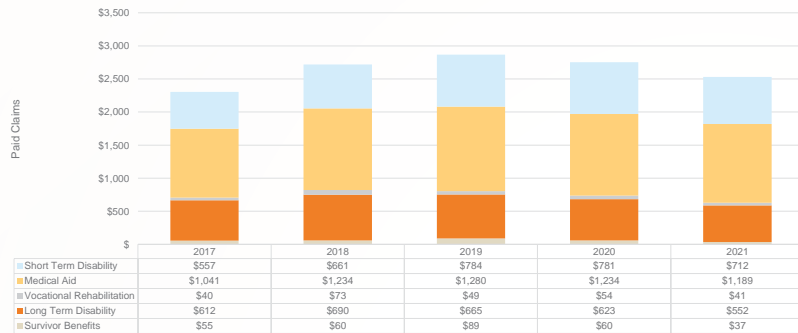
| Assessable payroll (\$ millions) | Used in 2022 rate setting | Updated 2022 projection | 2023 projection |
|----------------------------------|---------------------------|-------------------------|-----------------|
| C51 rate code payroll | \$176.1 | \$176.2 | \$178.4 |

The overall increase to the premium rate for C51 is the result of increasing claims and related administration costs, which are partly offset by increasing payroll forecasted for 2023. The largest change in claims in dollar terms is related to long-term disability and survivor costs.



At a glance: C51 – Lumber Yards, Builders Supplies

C51 claim costs (thousands of dollars)



Injuries can happen at any age in C51

38.1 average age at injury


48 per cent of injuries under age 35

Top five causes of serious injuries in C51: 2017-2021

1. overexertion in lifting
2. bending, climbing, crawling, reaching or twisting
3. struck by falling object
4. fall on same level, n.e.c.
5. overexertion in carrying, turning or welding objects

More info

Visit wcb.sask.com/statistics for additional industry statistics, such as injury rates, or the average cost or duration per claim.



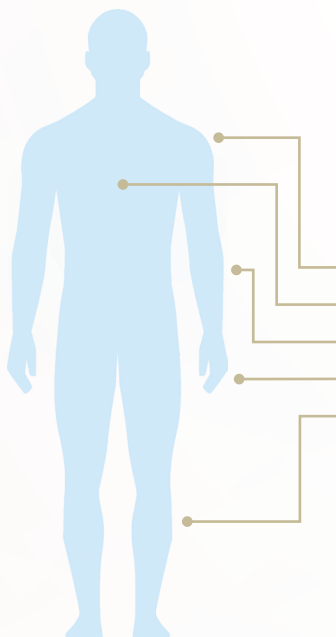
Did you know?

Claim costs directly affect your premium rate. **Injury prevention is the best way to minimize your costs and reduce human suffering.**

For information on how to prevent injuries, visit worksafesask.ca.



Top five parts of the body injured in C51: 2017-2021



| Part of body | Number of injuries | Percentage of injuries |
|--------------|--------------------|------------------------|
| Shoulder | 115 | 8.3% |
| Back | 315 | 22.7% |
| Arm | 138 | 9.9% |
| Hand | 257 | 18.5% |
| Leg | 218 | 15.7% |

Phone: 1.800.667.7590

Email: employerservices@wcb.sask.com